

STATEMENT OF APPROPRIATIONS, ALLOTMENTS, OBLIGATIONS, DISBURSEMENTS AND BALANCES
As at the Quarter Ending June 30, 2021

Department: State Universities and Colleges (SUCs)
Agency: Negros Oriental State University
Operating Unit: < not applicable >
Organization Code (UACS): 08 072 0000000
Fund Cluster: 01 Regular Agency Fund

Table with 2 columns: Category and Amount. Rows: Current Year Appropriations, Supplemental Appropriations, Continuing Appropriations.

(e.g. UACS Fund Cluster: 01-Regular Agency Fund, 02-Foreign Assisted Projects Fund, 03-Special Account-Locally Funded/Domestic Grants Fund, and 04-Special Account-Foreign Assisted/Foreign Grants Fund)

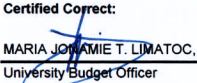
Main data table with columns: Particulars, UACS CODE, Appropriations, Allotments, Current Year Obligations, Current Year Disbursements, Balances. Rows include various departmental activities like Continuing Appropriations, Higher Education Program, and Research Program.

STATEMENT OF APPROPRIATIONS, ALLOTMENTS, OBLIGATIONS, DISBURSEMENTS AND BALANCES
As at the Quarter Ending June 30, 2021

Department: State Universities and Colleges (SUCs)
 Agency: Negros Oriental State University
 Operating Unit: < not applicable >
 Organization Code (UACS): 08 072 0000000
 Fund Cluster: 01 Regular Agency Fund
 (e.g. UACS Fund Cluster: 01-Regular Agency Fund, 02-Foreign Assisted Projects Fund, 03-Special Account-Locally Funded/Domestic Grants Fund, and 04-Special Account-Foreign Assisted/Foreign Grants Fund)

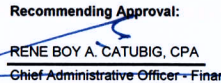
	Current Year Appropriations
	Supplemental Appropriations
X	Continuing Appropriations


Particulars	UACS CODE	Appropriations			Allotments			Current Year Obligations					Current Year Disbursements					Balances					
		Authorized Appropriations	Adjustments (Transfer To/From, Realignment)	Adjusted Appropriations	Allotments Received	Adjustments (Withdrawal, Realignment)	Transfer To	Transfer From	Adjusted Total Allotments	1st Quarter Ending March 31	2nd Quarter Ending June 30	3rd Quarter Ending Sept. 30	4th Quarter Ending Dec. 31	TOTAL	1st Quarter Ending March 31	2nd Quarter Ending June 30	3rd Quarter Ending Sept. 30	4th Quarter Ending Dec. 31	TOTAL	Unreleased Appro	Unobligated Allotments	Unpaid Obligations	
		3	4	5=(3+4)	6	7	8	9	10=[(6+(-7))-8+9]	11	12	13	14	15=[(11+12+13+14)]	16	17	18	19	20=(16+17+18+19)	21=(5-10)	22=(10-15)	23	24
Sub-Total, Operations		16,150,355.38	(1,453,623.73)	14,696,731.65	16,150,355.38	(1,453,623.73)	0.00	0.00	14,696,731.65	509,422.13	211,717.50	0.00	0.00	721,139.63	278,458.52	211,717.50	0.00	0.00	490,176.02	0.00	13,975,592.02	230,963.61	0.00
PS		431,727.64	(41,794.94)	389,932.70	431,727.64	(41,794.94)	0.00	0.00	389,932.70	322,143.13	0.00	0.00	0.00	322,143.13	91,179.52	0.00	0.00	0.00	91,179.52	0.00	67,789.57	230,963.61	0.00
MOOE		1,810,825.29	(1,411,828.79)	398,996.50	1,810,825.29	(1,411,828.79)	0.00	0.00	398,996.50	187,279.00	211,717.50	0.00	0.00	398,996.50	187,279.00	211,717.50	0.00	0.00	398,996.50	0.00	0.00	0.00	0.00
FinEx (if Applicable)		0.00	0.00	0.00	0.00	0.00	0.00	0.00	0.00	0.00	0.00	0.00	0.00	0.00	0.00	0.00	0.00	0.00	0.00	0.00	0.00	0.00	0.00
CO		13,907,802.45	0.00	13,907,802.45	13,907,802.45	0.00	0.00	0.00	13,907,802.45	0.00	0.00	0.00	0.00	0.00	0.00	0.00	0.00	0.00	0.00	0.00	13,907,802.45	0.00	0.00
III. Unobligated Allotment Balances pursuant to RA Nos. 11519 and 11520		0.00	0.00	0.00	0.00	0.00	0.00	0.00	0.00	0.00	0.00	0.00	0.00	0.00	0.00	0.00	0.00	0.00	0.00	0.00	0.00	0.00	0.00
CO		0.00	0.00	0.00	0.00	0.00	0.00	0.00	0.00	0.00	0.00	0.00	0.00	0.00	0.00	0.00	0.00	0.00	0.00	0.00	0.00	0.00	0.00
GRAND TOTAL		16,991,874.21	0.00	16,991,874.21	16,991,874.21	0.00	0.00	0.00	16,991,874.21	1,833,682.60	460,582.43	0.00	0.00	2,294,265.03	1,538,818.99	513,282.43	0.00	0.00	2,052,101.42	0.00	14,697,608.18	230,963.61	11,200.00
PS		471,280.25	0.00	471,280.25	471,280.25	0.00	0.00	0.00	471,280.25	393,938.07	0.00	0.00	0.00	393,938.07	162,874.46	0.00	0.00	0.00	162,874.46	0.00	77,322.18	230,963.61	0.00
MOOE		2,612,811.51	0.00	2,612,811.51	2,612,811.51	0.00	0.00	0.00	2,612,811.51	1,439,744.53	460,582.43	0.00	0.00	1,900,326.96	1,375,844.53	513,282.43	0.00	0.00	1,889,126.96	0.00	712,484.55	0.00	11,200.00
FinEx (if Applicable)		0.00	0.00	0.00	0.00	0.00	0.00	0.00	0.00	0.00	0.00	0.00	0.00	0.00	0.00	0.00	0.00	0.00	0.00	0.00	0.00	0.00	0.00
CO		13,907,802.45	0.00	13,907,802.45	13,907,802.45	0.00	0.00	0.00	13,907,802.45	0.00	0.00	0.00	0.00	0.00	0.00	0.00	0.00	0.00	0.00	0.00	13,907,802.45	0.00	0.00

Certified Correct:

 MARIA JONAMIE T. LIMATOC, CPA
 University Budget Officer
 Date: 2021-07-28 14:56:07

Certified Correct:

 MAURICE ANAVER B. DORDADO, CPA
 University Chief Accountant
 Date: 2021-07-28 14:56:07

Recommending Approval:

 RENE BOY A. CATUBIG, CPA
 Chief Administrative Officer - Finance
 Date:

Approved By:

 JOEL P. LIMATOC, PH.D.
 University President
 Date: